



Secondary Schools Education Literacy Intervention Activity Workbook (Years 7 – 9)



Name

Date



LITERACY & THINKING SKILLS

Who are you?

Each of us is unique. It's what's makes us special and the world a more interesting place. In the space below write and draw some of the things that make you you:

Self-portrait:

Important information:

What makes you, you!

LITERACY SKILLS

Find the football teams

Fill in the gaps using the football team names below to complete the story.

The sun shone _____ the day we set sail for the _____ in a ship with a _____ riddled with holes. As we sailed down the river which _____ to the sea we waved to the fair maid leaning against the _____.

The _____ was made up of Scots, Irish and others of the _____ race. The exception was the cabin boy named _____ who's job it was to _____ the boilers. He was illiterate but won our _____ with his _____ efforts to improve his _____. He was sent to _____ by the other villains who had brought their _____ of weapons on board. They were a rowdy bunch after a drinking session they did in fact _____ furniture. The voyage made my _____. She had not had a holiday _____ too long. The sea _____ did her _____ lot of good. We landed _____ in the day on the _____ of the island below the hills where the natives _____ their dead. We crossed a _____ and entered a dense _____ where the _____ roamed freely. We _____ regardless and eventually met a group of game _____ dressed in _____ green. After a day's journey we caught dark fish in a _____ and tried unsuccessfully to get milk from a herd of wild cows. They didn't like having their _____. At last we came to our destination, the home of Hawaii's monarch the _____. She greeted us with a friendly _____, but she was very upset as her _____ had been smashed when the _____ fell down. While the _____ was being built she was forced to live in a sumptuous _____. When we found the treasure, we put the _____ the ship determined to put it in the _____ building society when we got home. That night for tea we had _____ cake, _____ buns and some _____ which made us all ill.

ALLOA	You must use all the team names once only						
ARSENAL	ASTON VILLA	AYR	BLACKPOOL	BRIGHTON	BURY	CELTIC	CHELSEA
CHESTER	CLYDE	COVENTRY	CREWE	CRYSTAL PALACE	DUNDEE	FOREST	FORFAR
HALIFAX	HEARTS	HUDDERSFIELD	HULL	LEEDS	LEYTON	LINCOLN	LUTON
MANSFIELD	MILLWALL	MOTHERWELL	NEWCASTLE	OLDHAM	ORIENT	PRESTON	QUEEN OF THE SOUTH
RANGERS	READING	SOUTHEND	STIRLING	STOKE	WALSALL	WOLVES	WREXHAM

LITERACY & CREATIVITY SKILLS

Design your own game

Title & Strapline:

Picture:

Equipment needed:

Brief overview of the game:

Caption:

How to play:

Playing dimensions/pitch:

Rules:

Scoring systems:






Any other information:

LITERACY SKILLS

Article Writing

You have been asked to write an article for your school magazine on **equality** and **diversity**.

You should include:

-  What equality and diversity means to you.
-  Why it's important to you
-  What students can do to make sure everyone feels valued and included.
-  Your article should be a minimum of 200-250 words long.
-  Don't forget to think about your layout and to check your spelling, punctuation and grammar carefully!

Equality: *The state of being equal, especially in status, rights, or opportunities.*

Diversity: *Understanding that each individual is unique, and recognizing our individual differences*

<https://www.afcb.co.uk/videos/community/equality-at-afc-bournemouth/>

LITERACY SKILLS





Report Writing

Write a report on equality for women. You are asked to investigate the following question:

'In 2020, are women now equal to men?'

A report is a formal piece of writing.

To complete this task you will need to:

-  Use the Internet to research your topic (keep a note of all the websites you use)
-  Use the template below to structure your report
-  Write only in your own words
-  Check your work carefully to make sure there are no spelling/grammar errors

Template

In 2020, are women now equal to men?


 Aim

This is where you say what you are going to do.


This report will investigate.

This report will discuss.

This report aims to.

 2nd subheading

This should explain what you will discuss in this paragraph eg. Advances for women

 3rd subheading

This should explain what you will discuss in this paragraph eg. Issues still facing women

 Conclusion

This is where you say what you have done and where you can say what you think

In conclusion, this report has shown.

Overall my findings suggest.






Use the next page to write up your report

LITERACY & CREATIVITY SKILLS

Designing a healthy eating leaflet

Create a leaflet explaining the benefits of eating healthily and of regular exercise to give to your favourite AFC Bournemouth footballer or favourite sportsperson/athlete.

You should include:

-  What they should eat to help them maintain optimal performance in training and matches
-  What they should avoid in their diet and why
-  The benefits of regular exercise/training with their teammates
-  The dangers of not exercising and eating poorly when they are injured
-  Any other relevant information you wish to include about their position/stats/nutrition

Your leaflet should be completed on the next page of this booklet

Don't forget to think about your layout and to check your spelling, punctuation and grammar carefully!

Think about the eat well plate below and portion size for meals. How could you link this information into your leaflet?

https://assets.publishing.service.gov.uk/government/uploads/system/uploads/attachment_data/file/528193/Eatwell_guide_colour.pdf

The eatwell plate

Use the eatwell plate to help you get the balance right. It shows how much of what you eat should come from each food group.



7-minute Timed Test

Seven Minute Timed Test

You have 7 minutes to complete this test: Use a stopwatch to time yourself.







1. Read everything before doing anything.
2. Put your name in the upper left-hand corner of this paper.
3. Circle the word "Name" in sentence two.
4. Draw five small squares in the upper left-hand corner of this paper.
5. Put an X in each square.
6. Sign your name under the title of this paper.
7. After the title, write "Yes, yes, yes."
8. Put a circle around sentence seven.
9. Put an X in the lower left-hand corner of this paper.
10. Draw a triangle around the X you just put down.
11. On the back of this paper, multiply 703 by 66.
12. Draw a rectangle around the word "paper" in sentence four.
13. Call out your first name when you get to this point in the test.
14. If you think you have followed directions carefully to this point, call out "I have."
15. On the reverse side of this paper, add 8950 and 9850.
16. Put a circle around your answer and put a square around the circle.
17. Count out in your normal speaking voice, from ten to one backward.
18. Punch three small holes in the top of this paper with your pencil.
19. If you are the first person to get this far, call out loudly, "I am the first person to this point, and I am the leader in following directions."
20. Underline all even numbers on the side of this page.
21. Put a square around every number written out on this test.
22. Say out loud, "I am nearly finished, I have followed directions."
23. Now that you have finished reading carefully, do only number 2.

TOTAL SCORE: /23

Report Writing

You have been asked to write an article for a website promoting your city or town. They would like an article on things to do in the local area.

You should include:

-  Descriptions of local attractions
-  Reasons to visit them
-  Details of how to get there
-  Your article should be 200-250 words long.
-  Include photographs por pictures of the attractions you are talking about.
-  Don't forget to think about your layout and to check your spelling, punctuation and grammar carefully!

Use the space below to plan your article. You can include information about AFC Bournemouth is you so wish!

Attraction 1

Attraction 2

Attraction 3

Attraction 4

READING SKILLS

Story Wheel

The story wheel can be used to help you practice sequencing skills, summarizing a story, visualising story elements and recognizing story structure.

- 📖 This activity can be completed when you have finished reading a text.
- 📖 List the important events in the story. Emphasize that the events should be from the beginning, middle, and end of the selection.
- 📖 Narrow the list of events to the seven most important.
- 📖 Fill in the blank story wheel on the next page.
- 📖 Write story title and author's name in a wedge of the story wheel.

You can select your challenge below:

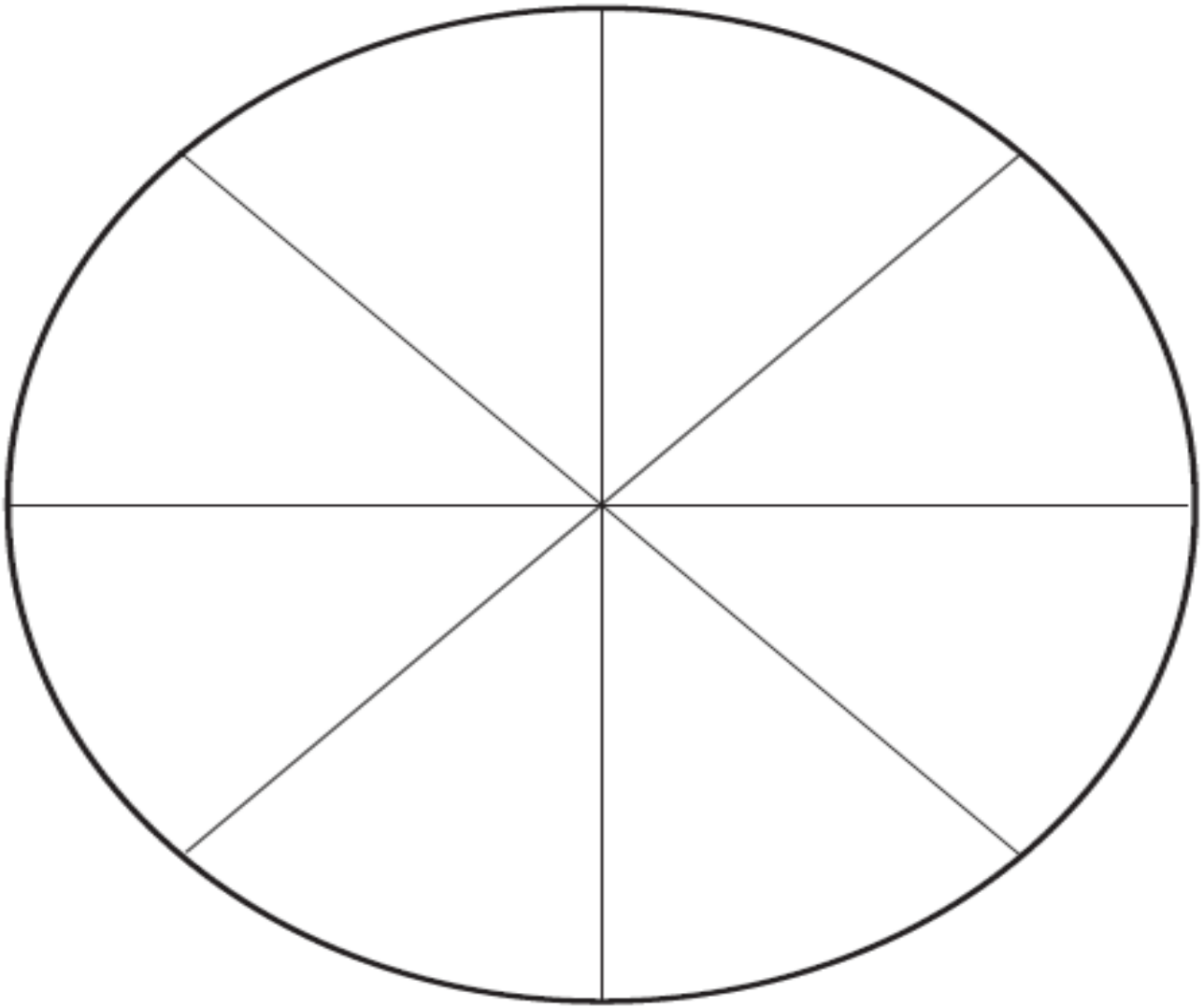
BRONZE: Illustrate a story event in each of the story wheel wedges; so that when the story wheel is completed you have a summary of the story. Also include the written event in each of the story wheel wedges.

SILVER: Illustrate a story event in each of the story wheel wedges; so that when the story wheel is completed you have a summary of the story. You should add a pivotal moment, and key quote to each section.

GOLD: Summarise the pivotal moments in the storyline, adding key quotes and an opinion of events based on their own response to the text.



Story Wheel



Personal evaluation of the book:

Writing a job application letter



OPTION 1: You have seen a job in the local paper that you would like to apply for






or

OPTION 2: You have seen a job at AFC Bournemouth that you would like to apply for here

<https://www.afcb.co.uk/careers/>

Write a covering letter to the employer explaining why you would like to be considered for the post.

You should include:

-  Where you saw the role advertised
-  Why you would enjoy this role
-  The skills and experience you can bring to the role
-  Your letter should be a minimum 250 words long.
-  Don't forget to think about your layout and to check your spelling, punctuation and grammar carefully!

